



# crop estimates committee oesskattingskomitee

From/Van: Mr Baldwin Netshifhefhe  
Tel: 012 319 8043 • Fax/Faks: 012 319 8031 • E-mail/E-pos: BaldwinN@daff.gov.za

Web page/Webblad: [www.daff.gov.za/statistics](http://www.daff.gov.za/statistics) and economic reports or  
[www.sagis.org.za/CEC](http://www.sagis.org.za/CEC): Crop Estimates

EMBARGO: 14:30



## agriculture, forestry & fisheries

Department:  
Agriculture, Forestry and Fisheries  
REPUBLIC OF SOUTH AFRICA

27 August/Augustus 2019

The area planted estimate and seventh production forecast for summer crops for 2019 is hereby released.  
Hiermee word die oppervlakte- en sewende produksieskatting vir somergewasse vir 2019 vrygestel.

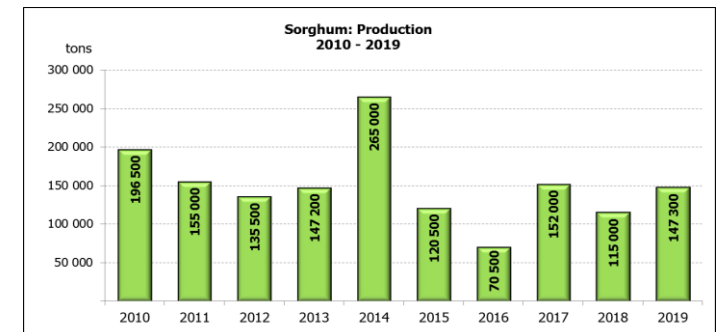
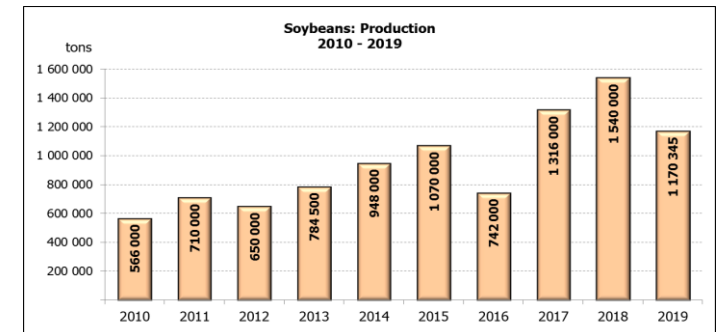
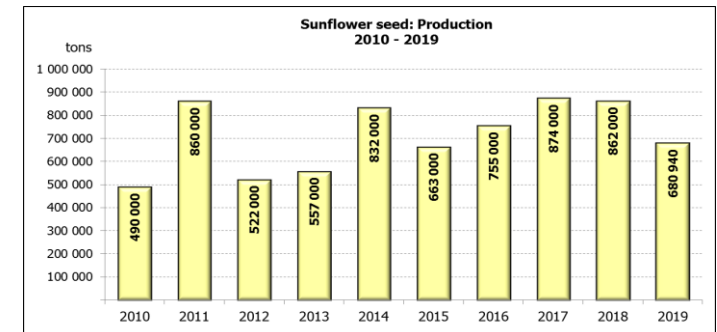
**SUMMER CROPS** – AREA PLANTED AND SEVENTH PRODUCTION FORECAST: 2019

**SOMERGEWASSE** – OPPERVLAKTE- EN SEWENDE PRODUKSIESKATTING: 2019

CROP/GEWAS	Area planted/ Opp beplant	7 <sup>th</sup> forecast/ 7 <sup>de</sup> skatting	6 <sup>th</sup> forecast/ 6 <sup>de</sup> skatting	Area planted/ Opp beplant	Final crop/ Finale oes	Change/ Verandering/
	2019 Ha (A)	2019 Tons (B)	2019 Tons (C)	2018 Ha (D)	2018 Tons (E)	% (B) ÷ (C)
<b>Commercial/Kommersiëel:</b>						
White maize/Witmielies	1 298 400	5 572 240	5 572 240	1 268 100	6 540 000	-
Yellow maize/Geelmielies	1 002 100	5 444 420	5 406 620	1 050 750	5 970 000	+0,70
Total Maize/Totale Mielies	2 300 500	11 016 660	10 978 860	2 318 850	12 510 000	+0,34
Sunflower seed/Sonneblomsaad	515 350	680 940	655 640	601 500	862 000	+3,86
Soybeans/Sojabone	730 500	1 170 345	1 170 345	787 200	1 540 000	-
Groundnuts/Grondbone	20 050	18 880	18 880	56 300	57 000	-
Sorghum	50 500	147 300	153 950	28 800	115 000	-4,32
Dry beans/Droëbone	59 300	66 355	66 355	53 360	69 360	-
<b>Non-Commercial Maize/Nie-Kommersiële Mielies</b>						
Total Maize/Totaal Mielies	296 000	549 180	549 180	314 835	593 975	-
<b>Maize/Mielies: Commercial/Kommersiëel + Non-Commercial/Nie-Kommersiëel</b>						
Total Maize RSA/Totaal Mielies RSA	2 596 500	11 565 840	11 528 040	2 633 685	13 103 975	+0,33

Note: Estimate is for calendar year, e.g. production season 2018/19 = 2019

Nota: Skatting is vir kalenderjaar, bv. produksie-seisoen 2018/19 = 2019



**WHITE AND YELLOW MAIZE – AREA PLANTED AND SEVENTH PRODUCTION FORECAST: 2019**
**WIT- EN GEELMIELIES – OPPERVLAKTE EN SEWENDE PRODUKSIESKATTING: 2019**

Provinsie/ Province	Area planted/ Oppervlakte beplant 2019			7 <sup>th</sup> forecast/ 7 <sup>de</sup> skatting 2019			Area planted/ Oppervlakte beplant 2018			Final crop/ Finale oes 2018		
	White/ Wit Ha	Yellow/ Geel Ha	Total/ Totaal Ha	White/ Wit Tons	Yellow/ Geel Tons	Total/ Totaal Tons	White/ Wit Ha	Yellow/ Geel Ha	Total/ Totaal Ha	White/ Wit Tons	Yellow/ Geel Tons	Total/ Totaal Tons
Western Cape/Wes-Kaap	400	3 400	3 800	3 600	30 600	34 200	0	3 750	3 750	0	33 750	33 750
Northern Cape/Noord-Kaap	3 400	43 500	46 900	39 440	626 400	665 840	3 600	43 000	46 600	41 300	628 000	669 300
Free State/Vrystaat	650 000	380 000	1 030 000	2 795 000	1 596 000	4 391 000	644 000	410 000	1 054 000	3 350 000	1 925 000	5 275 000
Eastern Cape/Oos-Kaap	3 800	10 200	14 000	22 800	67 320	90 120	3 500	11 000	14 500	21 700	71 500	93 200
KwaZulu-Natal	45 000	54 000	99 000	270 000	388 800	658 800	45 000	50 000	95 000	280 000	380 000	660 000
Mpumalanga	145 000	338 000	483 000	812 000	1 892 800	2 704 800	140 000	340 000	480 000	812 000	2 005 000	2 817 000
Limpopo	12 800	18 000	30 800	83 200	117 000	200 200	12 000	21 000	33 000	90 000	141 700	231 700
Gauteng	48 000	60 000	108 000	259 200	336 000	595 200	50 000	62 000	112 000	275 000	356 500	631 500
North West/Noordwes	390 000	95 000	485 000	1 287 000	389 500	1 676 500	370 000	110 000	480 000	1 670 000	428 550	2 098 550
Total/Totaal	1 298 400	1 002 100	2 300 500	5 572 240	5 444 420	11 016 660	1 268 100	1 050 750	2 318 850	6 540 000	5 970 000	12 510 000

**SUNFLOWER SEED – AREA PLANTED AND SEVENTH PRODUCTION FORECAST: 2019**
**SONNEBLMSAAD – OPPERVLAKTE EN SEWENDE PRODUKSIESKATTING: 2019**

Province/ Provinsie	Area planted/ Opp beplant Ha 2019	7 <sup>th</sup> forecast/ 7 <sup>de</sup> skatting Tons 2019	Area planted/ Opp beplant Ha 2018	Final crop/ Finale oes Tons 2018
Western Cape/Wes-Kaap	-	-	100	100
Northern Cape/Noord-Kaap	950	1 140	1 600	1 920
Free State/Vrystaat	270 000	391 500	314 000	490 000
Eastern Cape/Oos-Kaap	100	250	-	-
KwaZulu-Natal	-	-	-	-
Mpumalanga	4 500	4 500	2 300	2 180
Limpopo	61 000	61 000	45 000	36 000
Gauteng	3 800	3 800	5 500	5 600
North West/Noordwes	175 000	218 750	233 000	326 200
Total/Totaal	515 350	680 940	601 500	862 000

**SOYBEANS – AREA PLANTED AND SEVENTH PRODUCTION FORECAST: 2019**
**SOJABONE – OPPERVLAKTE EN SEWENDE PRODUKSIESKATTING: 2019**

Province/ Provinsie	Area planted/ Opp beplant Ha 2019	7 <sup>th</sup> forecast/ 7 <sup>de</sup> skatting Tons 2019	Area planted/ Opp beplant Ha 2018	Final crop/ Finale oes Tons 2018
Western Cape/Wes-Kaap	100	10	800	1 200
Northern Cape/Noord-Kaap	1 550	5 425	3 000	10 500
Free State/Vrystaat	301 000	391 300	345 000	552 000
Eastern Cape/Oos-Kaap	1 150	1 380	2 400	2 900
KwaZulu-Natal	33 000	99 000	40 000	124 000
Mpumalanga	310 000	511 500	310 000	672 700
Limpopo	16 200	46 980	20 000	54 000
Gauteng	31 500	66 150	30 000	61 500
North West/Noordwes	36 000	48 600	36 000	61 200
Total/Totaal	730 500	1 170 345	787 200	1 540 000

**GROUNDNUTS – AREA PLANTED AND SEVENTH PRODUCTION FORECAST: 2019****GRONDBONE – OPPERVLAKTE EN SEWENDE PRODUKSIESKATTING: 2019**

Province/ Provinsie	Area planted/ Opp beplant Ha 2019	7 <sup>th</sup> forecast/ 7 <sup>de</sup> skatting Tons 2019	Area planted/ Opp beplant Ha 2018	Final crop/ Finale oes Tons 2018
Western Cape/Wes-Kaap	-	-	-	-
Northern Cape/Noord-Kaap	<b>1 200</b>	<b>2 520</b>	2 800	7 000
Free State/Vrystaat	<b>11 500</b>	<b>8 625</b>	22 000	21 150
Eastern Cape/Oos-Kaap	-	-	-	-
KwaZulu-Natal	-	-	-	-
Mpumalanga	-	-	-	-
Limpopo	<b>1 850</b>	<b>3 885</b>	3 500	7 350
Gauteng	-	-	-	-
North West/Noordwes	<b>5 500</b>	<b>3 850</b>	28 000	21 500
Total/Totaal	<b>20 050</b>	<b>18 880</b>	56 300	57 000

**SORGHUM – AREA PLANTED AND SEVENTH PRODUCTION FORECAST: 2019****SORGHUM – OPPERVLAKTE EN SEWENDE PRODUKSIESKATTING: 2019**

Province/ Provinsie	Area planted/ Opp beplant Ha 2019	7 <sup>th</sup> forecast/ 7 <sup>de</sup> skatting Tons 2019	Area planted/ Opp beplant Ha 2018	Final crop/ Finale oes Tons 2018
Western Cape/Wes-Kaap	-	-	-	-
Northern Cape/Noord-Kaap	-	-	-	-
Free State/Vrystaat	<b>8 000</b>	<b>27 200</b>	6 300	25 200
Eastern Cape/Oos-Kaap	-	-	-	-
KwaZulu-Natal	<b>500</b>	<b>1 500</b>	500	2 200
Mpumalanga	<b>7 500</b>	<b>37 500</b>	7 500	40 500
Limpopo	<b>25 000</b>	<b>57 500</b>	5 000	15 500
Gauteng	<b>1 000</b>	<b>3 200</b>	1 500	4 950
North West/Noordwes	<b>8 500</b>	<b>20 400</b>	8 000	26 650
Total/Totaal	<b>50 500</b>	<b>147 300</b>	28 800	115 000

**DRY BEANS – AREA PLANTED AND SEVENTH PRODUCTION FORECAST: 2019****DROëBONE – OPPERVLAKTE EN SEWENDE PRODUKSIESKATTING: 2019**

Province/ Provinsie	Area planted/ Opp beplant Ha 2019	7 <sup>th</sup> forecast/ 7 <sup>de</sup> skatting Tons 2019	Area planted/ Opp beplant Ha 2018	Final crop/ Finale oes Tons 2018
Western Cape/Wes-Kaap	<b>100</b>	<b>180</b>	20	30
Northern Cape/Noord-Kaap	<b>1 000</b>	<b>1 400</b>	540	1 080
Free State/Vrystaat	<b>27 000</b>	<b>28 350</b>	26 000	28 600
Eastern Cape/Oos-Kaap	<b>400</b>	<b>720</b>	300	450
KwaZulu-Natal	<b>3 500</b>	<b>4 025</b>	3 000	3 600
Mpumalanga	<b>7 500</b>	<b>6 750</b>	7 000	9 800
Limpopo	<b>7 800</b>	<b>12 480</b>	7 500	15 000
Gauteng	<b>1 500</b>	<b>1 950</b>	1 000	1 200
North West/Noordwes	<b>10 500</b>	<b>10 500</b>	8 000	9 600
Total/Totaal	<b>59 300</b>	<b>66 355</b>	53 360	69 360

**CONFIDENTIALITY ISSUES that CEC members are committed to adhere to on the day of the meeting**

- Personal items such as laptops, handbags, cell phones, etc. are not allowed in the venue during the meeting
- No member is allowed to leave the meeting before 12:00 in order to prevent disclosure of the information
- The embargo time for the release of crop estimates information is 14:30
- No member is allowed to discuss crop estimates information with anyone other than a member of the Committee before the embargo time
- Only the Chairperson, or a member appointed by the Chairperson, may release the figures to the media
- Members must regard the detail of any information that was collected for and/or discussed during the meeting, as confidential
- Individual information received for crop estimate purposes is treated strictly confidential, and is not divulged for any other purposes

**AREA ESTIMATE AND SEVENTH PRODUCTION FORECAST OF SUMMER CROPS (2019 PRODUCTION SEASON)/  
OPPERVLAKTE- EN SEWENDE PRODUKSIESKATTING VIR SOMERGEWASSE (2019 PRODUKSIE-SEISOEN)  
27 AUGUST/AUGUSTUS 2019**

**Summer field crops – 2019**

**Commercial maize:** The size of the expected commercial maize crop has been set at 11,017 mill. tons, which is 0,34% or 37 800 tons more than the previous forecast of 10,979 mill. tons. The area estimate for maize is 2,301 mill. ha, while the expected yield is 4,79 t/ha.

The estimated maize crop is 12% smaller than the 2018 crop. The three main maize producing areas, namely the Free State, Mpumalanga and North West provinces are expected to produce 80% of the 2019 crop.

The area estimate for white maize is 1,298 mill. ha & for yellow maize the area estimate is 1,002 mill. ha.

The production forecast of white maize remained unchanged at 5,572 mill. tons. The yield for white maize is 4,29 t/ha. In the case of yellow maize the production forecast is 5,444 mill. tons, which is 0,70% or 37 800 tons more than the 5,407 mill. tons of the previous forecast. The yield for yellow maize is 5,43 t/ha.

**Sunflower seed:** The production forecast for sunflower seed increased by 3,86% or 25 300 tons to 680 940 tons. The area estimate for sunflower seed is 515 350 ha, while the expected yield is 1,32 t/ha.

**Other crops:** The production forecast for **soybeans** remained unchanged at 1,170 mill. tons. The estimated area planted to soybeans is 730 500 ha and the expected yield is 1,60 t/ha.

The expected **groundnut** crop also remained unchanged at 18 880 tons, with an expected yield of 0,94 t/ha. The area estimate for groundnuts is 20 050 ha.

The production forecast for **sorghum** decreased by 4,32% or 6 650 tons, from 153 950 tons to 147 300 tons. The area estimate for sorghum is 50 500 ha and the expected yield is 2,92 t/ha.

In the case of **dry beans**, the production forecast remained unchanged at 66 355 tons. The area estimate of dry beans is 59 300 ha, with an expected yield of 1,12 t/ha.

**Please note that the eighth production forecast for summer field crops for 2019 will be released on 26 September 2019.**

Information is available on the internet at [http://www.daff.gov.za/statistics\\_and\\_economic\\_reports](http://www.daff.gov.za/statistics_and_economic_reports) or <http://www.sagis.org.za>, as from **14:30** on the date of the relevant meeting of the Crop Estimates Committee.

**Somergewasse – 2019**

**Kommersiële mielies:** Die grootte van die verwagte kommersiële mielie-oes is op 11,017 milj. ton gestel, wat 0,34% of 37 800 ton meer is as die vorige skatting van 10,979 milj. ton. Die skatting van die oppervlakte onder mielies is 2,301 milj. ha, terwyl die verwagte opbrengs 4,79 t/ha is.

Die geskatte mielie-oes is 12% kleiner as die 2018-oes. Die drie belangrikste mielieproduserende gebiede, nl. die Vrystaat, Mpumalanga en Noordwes provinsies, gaan na verwagting 80% van die 2019-oes produseer.

Die oppervlak onder witmielies is 1,298 milj. ha en vir geelmielies is die oppervlak 1,002 milj. ha.

Die produksieskatting van witmielies is onveranderd gelaat op 5,572 milj. ton. Die opbrengs van witmielies is 4,29 t/ha. In die geval van geelmielies is die produksieskatting 5,444 milj. ton, wat 0,70% of 37 800 ton meer is as die 5,407 milj. ton van die vorige skatting. Die opbrengs van geelmielies is 5,43 t/ha.

**Sonneblomsaad:** Die produksieskatting vir sonneblomsaad het toegeneem met 3,86% of 25 300 ton na 680 940 ton. Die oppervlakteskatting vir sonneblomsaad is 515 350 ha, terwyl die verwagte opbrengs 1,32 t/ha is.

**Ander gewasse:** Die produksieskatting van **sojabone** is onveranderd gelaat op 1,170 milj. ton. Die geskatte oppervlakte beplant van sojabone is 730 500 ha en die verwagte opbrengs is 1,60 t/ha.

Die verwagte **grondbone**-oes is ook onveranderd gelaat op 18 880 ton, met 'n verwagte opbrengs van 0,94 t/ha. Die oppervlakteskatting vir grondbone is 20 050 ha.

Die produksieskatting van **sorghum** het afgeneem met 4,32% of 6 650 ton, van 153 950 ton tot 147 300 ton. Die oppervlakteskatting vir sorghum is 50 500 ha, en die verwagte opbrengs is 2,92 t/ha.

In die geval van **droëbone** is die produksieskatting onveranderd gelaat op 66 355 ton. Die oppervlakte beplant met droëbone is 59 300 ha, en die verwagte opbrengs is 1,12 t/ha.

**Neem asseblief kennis dat die agtste produksieskatting vir somergewasse vir 2019, op 26 September 2019 vrygestel sal word.**

Inligting is beskikbaar op die internet by [http://www.daff.gov.za/statistics\\_and\\_economic\\_reports](http://www.daff.gov.za/statistics_and_economic_reports) of by <http://www.sagis.org.za>, vanaf **14:30** op die dag van die toepaslike vergadering van die Oesskattingkomitee.

**The non-commercial agricultural sectors' production estimate for maize for 2019 is hereby released. / Hiermee word die nie-kommersiële landbou-sektor se produksieskatting vir mielies vir 2019 vrygestel.**

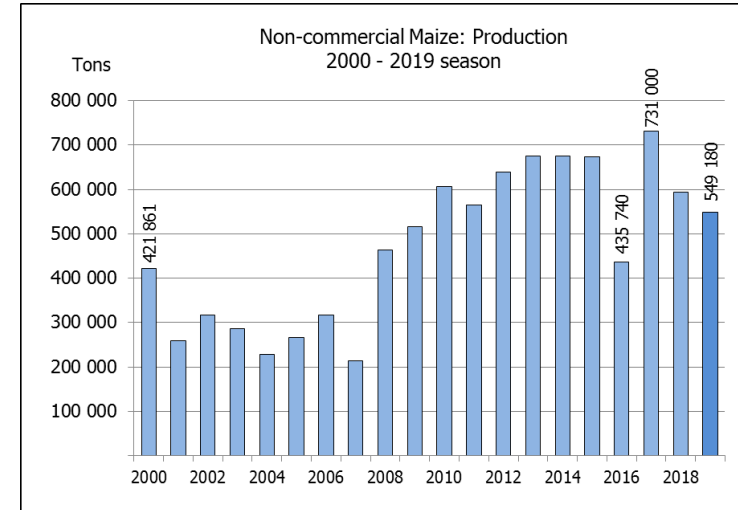
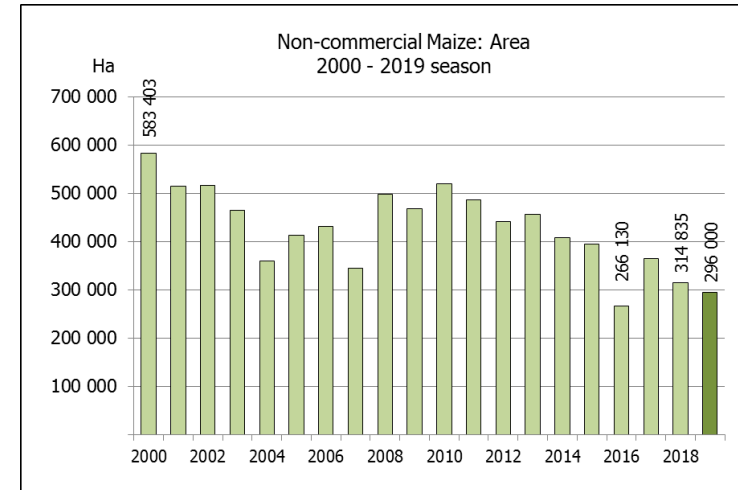
**NON-COMMERCIAL MAIZE – AREA PLANTED AND PRODUCTION ESTIMATE: 2019**

**NIE-KOMMERSIËLE MIELIES – OPPERVLAKTE- EN PRODUKSIESKATTING: 2019**

CROP/GEWAS	Area planted/ Opp beplant 2019 Ha (A)	Production/ Produksie 2019 Tons (B)	Area planted/ Opp beplant 2018 Ha (C)	Final crop/ Finale oes 2018 Tons (D)	Change/ Verandering % (B) ÷ (D)
Non-commercial agriculture/Nie-kommersiële landbou:					
White maize/Witmielies	221 300	379 460	236 644	414 162	-8,38
Yellow maize/Geelmielies	74 700	169 720	78 191	179 813	-5,61
Maize/Mielies	296 000	549 180	314 835	593 975	-7,54

The area planted to maize in the non-commercial agricultural sector is estimated at 296 000 ha, which represents a decrease of 5,98%, compared to the 314 835 ha of the previous season. The expected maize crop for this sector is 549 180 tons, which is 7,54% less than the 593 975 tons of last season. It is important to note that about 43% of the maize produced in the non-commercial sector, is planted in the Eastern Cape, followed by KwaZulu-Natal with 27%.

Die oppervlakte beplant met mielies in die nie-kommersiële landbou-sektor word geskat op 296 000 ha, wat 'n afname van 5,98 % verteenwoordig in vergelyking met die 314 835 ha van die vorige seisoen. Die verwagte mielie-oes van dié sektor is 549 180 ton, wat 7,54% minder is as die 593 975 ton van die vorige seisoen. Dit is belangrik om daarop te let dat ongeveer 43% van die mielies wat geproduseer word in die nie-kommersiële sektor, in die Oos-Kaap geplant word, gevolg deur KwaZulu-Natal met 27%.



The revised area estimate and first production forecast for winter cereals for the 2019 is hereby released. /  
Hiermee word die hersiene oppervlakte- en eerste produksieskatting vir wintergewasse vir 2019 vrygestel.

**WINTER CEREALS** – REVISED AREA PLANTED AND FIRST PRODUCTION FORECAST: 2019 PRODUCTION SEASON

**WINTERGEWASSE** – HERSIENE OPPERVLAKTE- EN EERSTE PRODUKSIESKATTING: 2019-PRODUKSIESEISOEN

CROP/GEWAS	Area planted/ Opp beplant 2019 Ha (A)	1 <sup>st</sup> forecast/ 1 <sup>ste</sup> skatting 2019 Tons (B)	Area planted/ Opp beplant 2018 Ha (C)	Final crop/ Finale oes 2018 Tons (D)	Change/ Verandering % (B) ÷ (D)
<b>Commercial/Kommersieel:</b>					
Wheat/Koring	537 000	1 915 650	503 350	1 868 000	+2,55
Malting barley/Moutgars	131 960	401 460	119 000	421 500	-4,75
Canola/Kanola	74 000	103 600	77 000	104 500	-0,86
Cereal oats/Hawermout	25 000	40 000	19 235	32 700	+22,32

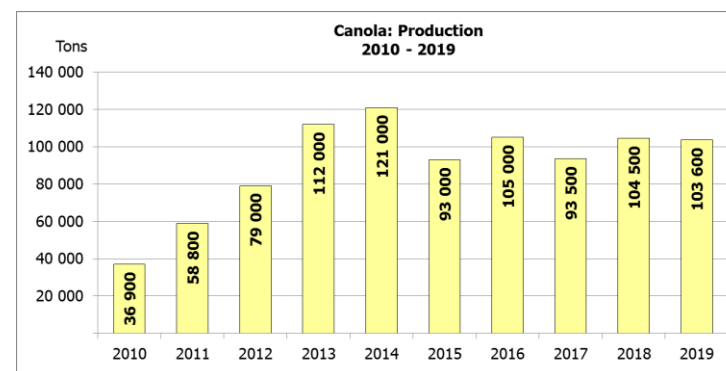
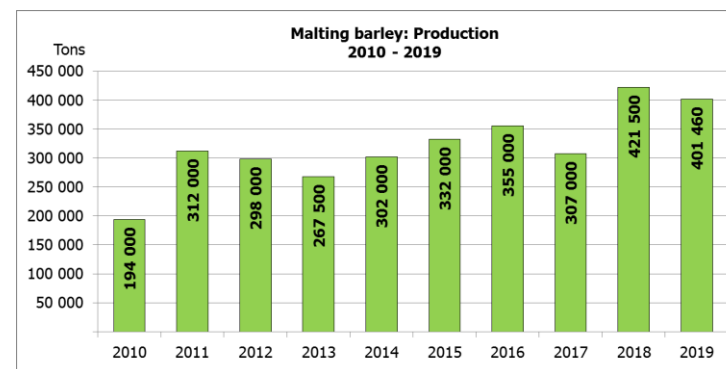
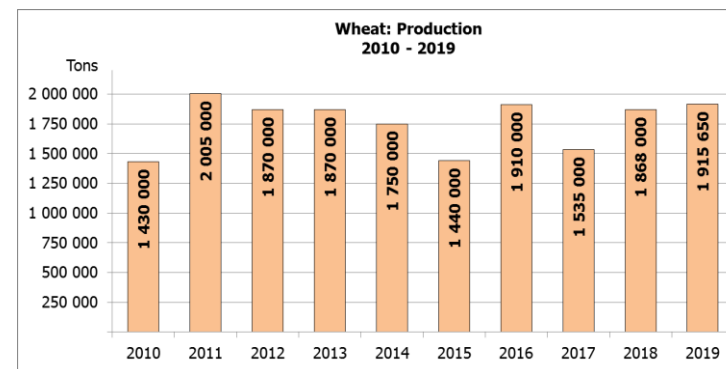
\* Note: Estimate is for calendar year, e.g. production season 2019/20 = 2019

\* Nota: Skatting is vir kalenderjaar, bv. produksie-seisoen 2019/20 = 2019

**WHEAT** – REVISED AREA PLANTED AND FIRST PRODUCTION FORECAST: 2019

**KORING** – HERSIENE OPPERVLAKTE- EN EERSTE PRODUKSIESKATTING: 2019

Province/ Provinsie	Area planted/ Opp beplant 2019 Ha	1 <sup>st</sup> forecast/ 1 <sup>ste</sup> skatting 2019 Tons	Area planted/ Opp beplant 2018 Ha	Final crop/ Finale oes 2018 Tons
Western Cape/Wes-Kaap	325 000	861 250	318 000	890 500
Northern Cape/Noord-Kaap	37 500	281 250	38 000	294 500
Free State/Vrystaat	125 000	462 500	100 000	385 000
Eastern Cape/Oos-Kaap	3 100	20 150	1 650	10 730
KwaZulu-Natal	7 500	45 750	7 000	43 400
Mpumalanga	4 000	26 000	3 500	22 740
Limpopo	20 000	128 000	20 000	128 000
Gauteng	1 400	8 400	1 200	7 800
North West/Noordwes	13 500	82 350	14 000	85 330
Total/Totaal	537 000	1 915 650	503 350	1 868 000



**REVISED AREA ESTIMATE AND FIRST PRODUCTION FORECAST OF WINTER CROPS (2019) /  
HERSIENE OPPERVLAKTEKSKATTING EN EERSTE PRODUKSIESKATTING VAN WINTERGEWASSE (2019)  
27 AUGUST/ AUGUSTUS 2019**

**Winter cereal crops - 2019 production season**

**Wheat:** The expected production of wheat is 1,916 mill. tons, which is 2,55% or 47 650 tons more than the previous seasons' crop of 1,868 mill. tons, whilst the expected yield is 3,57 t/ha.

The expected production in the Western Cape is 861 250 tons (45%), which is 29 250 tons less than the 890 500 tons produced in the previous season. In the Free State, the expected production is 462 500 tons (24%), which is 77 500 tons more than the previous seasons' crop of 385 000 tons. In the Northern Cape, 281 250 tons (15%) is expected to be produced – 13 250 tons less than the 294 500 tons produced in the previous season.

The area estimate for wheat was revised to 537 000 ha, which is 50 ha higher than the 536 950 ha of the previous forecast. An estimated 325 000 ha or 61 % is planted in the Western Cape, 125 000 ha or 23 % in the Free State and 37 500 ha or 7 % in the Northern Cape.

**Other crops:** The production forecast for **malting barley** is 401 460 tons, which is 4,75% or 20 040 tons less than the previous seasons' crop of 421 500 tons. The area planted is estimated at 131 960 ha, while the expected yield is 3,04 t/ha.

The expected **canola crop** is 103 600 tons, which is 0,86% or 900 tons less than the previous seasons' crop of 104 500 tons. The area estimate for canola is 74 000 ha, with an expected yield of 1,40 t/ha.

The revised area estimate for **oats (cereals)** for the 2019 season is 25 000 ha and the expected crop is 40 000 tons. The expected yield is 1,60 t/ha.

**Please note that the second production forecast for winter cereals for 2019 will be released on 26 September 2019.**

**Wintergewasse - 2019 produksie-seisoen**

**Koring:** Die verwagte produksie vir koring is 1,916 milj. ton, wat 2,55% of 47 650 ton meer is as die vorige seisoen se oes van 1,868 milj. ton, terwyl die verwagte opbrengs 3,57 t/ha is.

Die verwagte produksie in die Wes-Kaap is 861 250 ton (45%), wat 29 250 ton minder is as die 890 500 ton geproduseer in die vorige seisoen. In die Vrystaat is die verwagte produksie 462 500 ton (24%), wat 77 500 ton meer is as die vorige seisoen se oes van 385 000 ton. In die Noord-Kaap is die beraamde produksie 281 250 ton (15%) – 13 250 ton minder as die 294 500 ton geproduseer in die vorige seisoen.

Die oppervlakteskatting vir koring is hersien na 537 000 ha, wat 50 ha hoër is as die 536 950 ha teenoor die vorige skatting. Die beraamde oppervlakte geplant in die Wes-Kaap is 325 000 ha of 61 %, die Vrystaat is 125 000 ha of 23 % en 37 500 ha of 7 % is in die Noord-Kaap.

**Ander gewasse:** Die produksieskatting vir **moutgars** is 401 460 ton, wat 4,75% of 20 040 ton minder is as die vorige seisoen se oes van 421 500 ton. Die oppervlakte beplant word beraam op 131 960 ha, terwyl die verwagte opbrengs 3,04 t/ha beloop.

Die verwagte **kanola-oes** is 103 600 ton, wat 0,86% of 900 ton minder is as die vorige seisoen se oes van 104 500 ton. Die oppervlakteskatting vir kanola is 74 000 ha, met 'n verwagte opbrengs van 1,40 t/ha.

Die hersiene oppervlakteskatting vir **hawer (ontbytgraan)** vir die 2019-seisoen is 25 000 ha en die verwagte oes is 40 000 ton. Die verwagte opbrengs is 1,60 t/ha.

**Neem asseblief kennis dat die tweede produksieskatting vir wintergewasse vir 2019 op 26 September 2019 vrygestel sal word.**

Information is available on the internet at [http://www.daff.gov.za/links/crop\\_estimates](http://www.daff.gov.za/links/crop_estimates) or <http://www.sagis.org.za>, as from **14:30** on the date of the relevant meeting of the Crop Estimates Committee.

Inligting is beskikbaar op die internet by [http://www.daff.gov.za/links/crop\\_estimates](http://www.daff.gov.za/links/crop_estimates) of by <http://www.sagis.org.za>, vanaf **14:30** op die dag van die toepaslike vergadering van die Oesskattingkomitee.