



Fundamental Report

12 January 2022

Financial Markets

Currencies

Currency	Bid - Yesterday 12pm	Current Bid	Value Change	% Change
USDollar/Rand	15.5787	15.5004	-0.0783	-0.50%
Euro/Rand	17.6670	17.6308	-0.0362	-0.20%
GBPound/Rand	21.1981	21.1407	-0.0574	-0.27%
AusDollar/Rand	11.1980	11.1866	-0.0114	-0.10%
Euro/USDollar	1.1337	1.1372	0.0035	0.31%
GBPound/USDollar	1.3608	1.3640	0.0032	0.24%
AusDollar/USDollar	0.7187	0.7217	0.0030	0.42%
JpyYen/USDollar	115.3500	115.3700	0.0200	0.02%

BDLive - The JSE ended firmer on Tuesday, boosted by precious metals, while global markets were mixed with investors' focus on the prospects of rate hikes in the US.

Momentum is building that the first interest-rate increase in the world's biggest economy since the outbreak of the Covid pandemic is near, while uncertainty about the outlook for US inflation continues to drive sentiment. Global stocks edged up and bond yields clung to recent highs on Tuesday as investors awaited US Federal Reserve chair Jerome Powell's appearance before the Senate banking committee, hoping for clues to the timing of expected policy tightening.

Powell, who is seeking a second four-year term as head of the Fed, appears before the committee on Tuesday followed by a hearing with vice-chair nominee Lael Brainard on Thursday.



Commodities

	Last	Value Change	% Change
Platinum	968.00	-2.84	-0.29%
Gold	1818.54	-3.47	-0.19%
Silver	22.73	-0.03	-0.14%
Copper	4.46	0.03	0.74%
Gasoil	0.00	0.00	
Brent Oil	83.63	-0.09	-0.11%

BDLive - Bengaluru — Gold prices rose on Tuesday, supported by a weaker US dollar and treasury yields, as traders awaited December inflation data and weighed bets for quicker interest rate hikes.

Spot gold rose 0.3% to \$1,806.00 an ounce by 2.32am GMT. US gold futures were up 0.3% at \$1,804.90.

"Pullback in both the US dollar and 10-year treasury yields are supporting gold prices, but the fact that markets are still seeing three to four interest rate hikes this year is limiting the upside potential," said Margaret Yang, a strategist at DailyFX.

The yield on 10-year treasury notes inched away from an almost two-year high of 1.808% to 1.778%.



Financials

	Current Bid	Value Change	% Change
JSE TOP 40	67302.20	0.00	0.00%
ALSI	67620.00	0.00	0.00%
S&P 500	4670.29	42.78	0.92%
FTSE	7445.25	46.12	0.62%
CAC	7183.38	0.00	0.00%
DAX	15941.81	0.00	0.00%
Hang Seng	23739.06	500.23	2.11%



DISCLAIMER: This report has been prepared by GroCapital Financial Services Pty Ltd, a wholly owned subsidiary of AFGRI Operations Limited is provided to you for information purposes only. GROCAPITAL AND AFGRI hereby certify that the views expressed in this report were obtained from sources which GROCAPITAL AND AFGRI consider to be reliable. GROCAPITAL AND AFGRI do not make any representations or give any guarantees or warranties, expressed or implied, as to the correctness, accuracy or completeness of the report. Neither GROCAPITAL AND AFGRI, nor any affiliate, nor any of their respective officers, directors, partners or employees, shall assume any liability for any losses arising from errors or omissions in the opinions, forecasts or information, irrespective of whether there has been any negligence by GroCapital and AFGRI, their affiliate, or their respective officers, directors, partners or employees, regardless of whether such damages were foreseen or unforeseen. The information contained in this report is confidential and may be subject to legal privilege. This report is not intended to not should it be taken to create any legal relations or contractual relations.

Corn / Maize Market

Chicago Board of Trade

Month	Yesterday 12pm	Main Session Close	Main Session Change	Main Session Change from 12pm	Current Overnight	Overnight Change from Main Session	Overnight Change from 12pm
MAR 2022	602.00	601.00	The record	-1.00	600.75	-0.25	-1.25
MAY 2022	604.00	602.50	The record	-1.50	602.00	-0.50	-2.00
JUL 2022	601.00	600.00	The record	-1.00	599.00	-1.00	-2.00
SEP 2022	571.00	570.75	The record	-0.25	570.00	-0.75	-1.00
DEC 2022	557.00	557.50	The record	0.50	556.50	-1.00	-0.50

FarmProgress - Corn prices finished Tuesday's session with modest gains after spillover strength from wheat and outside markets prompted some technical buying. March and May futures each picked up 1.25 cents to each \$6.01 and \$6.0250, respectively.

Corn basis bids fell 6 cents at an Iowa processor while firming 2 to 6 cents higher at two other Midwestern locations and holding steady elsewhere across the central U.S. on Tuesday.

Brazil's Conab lowered its estimates for the country's total 2021/22 corn production by 3.6% to 4.445 billion bushels, citing overly dry conditions in states such as Rio Grande do Sul. It would still be a year-over-year increase of nearly 30%, if realized.

European Union corn imports for the 2021/22 marketing year have reached 303.9 million bushels through January 9, per the latest data from the European Commission. That's a year-over-year decline of 16% so far.

South Korea purchased 5.1 million bushels of animal feed corn from optional origins in an international tender that closed earlier today. The grain is for arrival in March and April. In a separate international tender, another South Korean buyer closed the deal on a similar amount of animal feed corn that is for arrival in April.


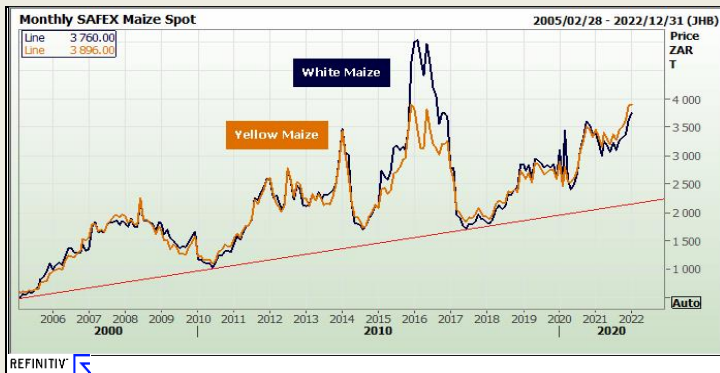
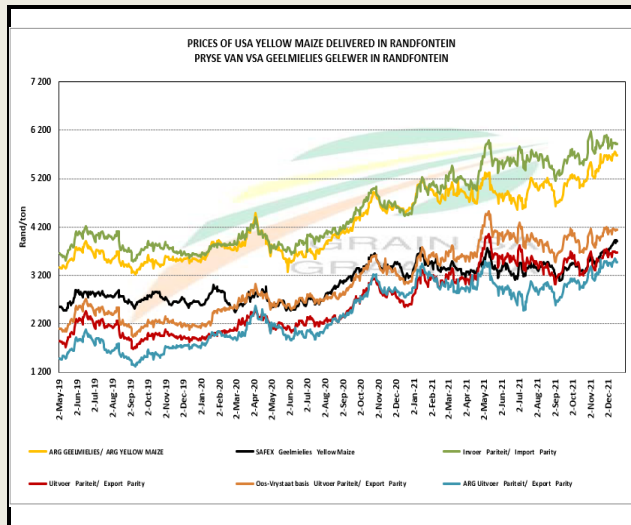
USDA-NRCS has launched a new conservation program that aims to double cover crop plantings to 30 million acres by 2030. The agency is spending \$38 million to incentivize farmers in 11 states to increase their cover crop acres.



South African Futures Exchange

	MTM	Volatility	Parity Change	Parity Price
White Maize Future				
Dec 2021				
Mar 2022	R 3 717.00	31.5%	R -26.18	R 3 690.82
May 2022	R 3 573.00	26.5%	R -30.82	R 3 542.18
Jul 2022	R 3 557.00	24.75%	R -30.73	R 3 526.27
Sep 2022	R 3 616.00	0%	R -23.70	R 3 592.30
Dec 2022	R 3 689.00	23.25%	R -20.22	R 3 668.78
Dec 2022	R 3 689.00	23.25%	R -20.22	R 3 668.78
Yellow Maize Future				
Dec 2021				
Mar 2022	R 3 862.00	28.75%	R -26.18	R 3 835.82
May 2022	R 3 625.00	24.5%	R -30.82	R 3 594.18
Jul 2022	R 3 608.00	23%	R -30.73	R 3 577.27
Sep 2022	R 3 665.00	21.5%	R -23.70	R 3 641.30
Dec 2022	R 3 736.00	21%	R -20.22	R 3 715.78
Dec 2022	R 3 736.00	21%	R -20.22	R 3 715.78

The local Maize market traded lower yesterday. The Mar'22 WMAZ contract ended R58.00 down and Mar'22 YMAZ closed R50.00 lower. The May'22 WMAZ closed lower by R27.00 and May'22 YMAZ ended R25.00 down. The parity move for the Mar'22 Maize contract for yesterday was R32.00 negative.

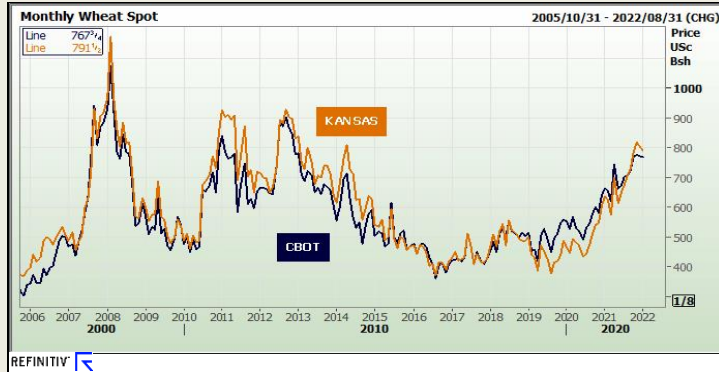


DISCLAIMER: This report has been prepared by GroCapital Financial Services Pty Ltd, a wholly owned subsidiary of AFGRI Operations Limitedis provided to you for information purposes only.GROCAPITAL AND AFGRI hereby certify that the views expressed in this report were obtained from sources which GROCAPITAL AND AFGRI consider to be reliable.GROCAPITAL AND AFGRI do not make any representations or give any guarantees or warranties, expressed or implied, as to the correctness, accuracy or completeness of the report.Neither GROCAPITAL AND AFGRI, nor any affiliate, nor any of their respective officers, directors, partners or employees, shall assume any liability for any losses arising from errors or omissions in the opinions, forecasts or information, irrespective of whether there has been any negligence by GroCapital and AFGRI, their affiliate, or their respective officers, directors, partners or employees, regardless of whether such damages were foreseen or unforeseen. The information contained in this report is confidential and may be subject to legal privilege. This report is not intended to not should it be taken to create any legal relations or contractual relations.

Wheat Market

Chicago Board of Trade and Kansas Board of Trade

CBOT Wheat								KBOT Wheat							
Month	Yesterday 12pm	Main Session Close	Main Session Change	Main Session Change from 12pm	Current Overnight	Overnight Change from Main Session	Overnight Change from 12pm	Month	Yesterday 12pm	Main Session Close	Main Session Change	Main Session Change from 12pm	Current Overnight	Overnight Change from Main Session	Overnight Change from 12pm
MAR 2022	762.00	770.25	The record c	8.25	767.50	-2.75	5.50	MAR 2012	779.00	791.75	The record	12.75	791.50	-0.25	12.50
MAY 2022	763.00	773.25	The record c	10.25	770.50	-2.75	7.50	MAY 2012	778.00	791.25	The record	13.25	791.00	-0.25	13.00
JUL 2022	758.00	769.25	The record c	11.25	767.50	-1.75	9.50	JUL 2012	778.00	789.00	The record	11.00	787.75	-1.25	9.75
SEP 2022	761.00	771.25	The record c	10.25	769.50	-1.75	8.50	SEP 2012	780.00	792.00	The record	12.00	791.75	-0.25	11.75
DEC 2022	766.00	776.75	The record c	10.75	529.00	-247.75	-237.00	DEC 2012	787.00	798.50	The record	11.50	797.00	-1.50	10.00



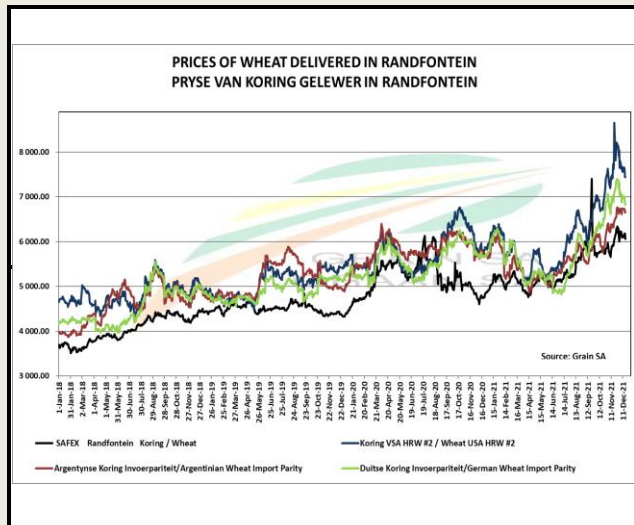
FarmProgress - Wheat prices made solid inroads after a series of overseas sales and continued worries over U.S. crop quality spurred a round of technical buying today that pushed some prices as much as 1.7% higher by the close. March Chicago SRW futures added 6.75 cents to \$7.6875, March Kansas City HRW futures rose 13.25 cents to \$7.9150, and March MGEX spring wheat futures climbed 13.25 cents to \$9.2850. European Union soft wheat exports for the 2021/22 marketing year have reached 55.2 million bushels through January 9. That's a year-over-year increase of 6.6% so far. EU barley exports are also up from a year ago, with 223.2 million bushels.

Turkey issued an international tender to purchase 12.3 million bushels of milling wheat from optional origins that closes on January 18. Turkey has been an active grain buyer in recent weeks as it looks to shore up domestic supplies following a drought-damaged crop.

Japan issued a regular tender to purchase nearly 4.0 million bushels of food-quality wheat from the United States and Canada that closes on Thursday. Of the total, 52% is expected to be sourced from the U.S. The grain is for shipment between February 21 and March 20.

South African Futures Exchange

	MTM	Volatility	Parity Change	Parity Price
Bread Milling Wheat				
Dec 2021				
Mar 2022	R 6 027.00	20%	R 9.40	R 6 036.40
May 2022	R 6 055.00	19.5%	R 20.76	R 6 075.76
Jul 2022	R 6 075.00	11%	R 32.30	R 6 107.30
Sep 2022	R 5 952.00	0%	R 26.52	R 5 978.52
Dec 2022				
Dec 2022				
Cape Wheat				
Dec 2021				
Mar 2022				
May 2022				
Jul 2022				
Sep 2022				
Dec 2022				
Dec 2022				



The local Weat market closed lower yesterday. The Mar'22 Weat contract closed R4.00 down and May'22 Weat closed R3.00 lower. The parity move for the Mar'22 Weat contract for yesterday was R15.00 positive.



DISCLAIMER: This report has been prepared by GroCapital Financial Services Pty Ltd, a wholly owned subsidiary of AFGRI Operations Limitedis provided to you for information purposes only.GROCAPITAL AND AFGRI hereby certify that the views expressed in this report were obtained from sources which GROCAPITAL AND AFGRI consider to be reliable.GROCAPITAL AND AFGRI do not make any representations or give any guarantees or warranties, expressed or implied, as to the correctness, accuracy or completeness of the report.Neither GROCAPITAL AND AFGRI, nor any affiliate, nor any of their respective officers, directors, partners or employees, shall assume any liability for any losses arising from errors or omissions in the opinions, forecasts or information, irrespective of whether there has been any negligence by GroCapital and AFGRI, their affiliate, or their respective officers, directors, partners or employees, regardless of whether such damages were foreseen or unforeseen. The information contained in this report is confidential and may be subject to legal privilege. This report is not intended to not should it be taken to create any legal relations or contractual relations.

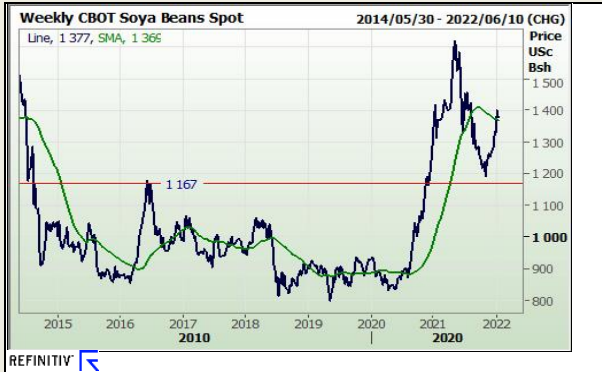
Oil Seed Market

Chicago Board of Trade

CBOT Soybean Seed							
Month	Yesterday 12pm	Main Session Close	Main Session Change	Main Session Change from 12pm	Current Overnight	Overnight Change from Main Session	Overnight Change from 12pm
JAN 2022	1377.00	1376.75	The record	-0.25	902.00	-474.75	-475.00
MAR 2022	1385.00	1386.50	The record	1.50	1389.75	3.25	4.75
MAY 2022	1393.00	1395.50	The record	2.50	1398.50	3.00	5.50
JUL 2022	1399.00	1401.00	The record	2.00	1403.50	2.50	4.50
AUG 2022	1376.00	1378.50	The record	2.50	1381.50	3.00	5.50

CBOT Soybean Meal		
Month	Main Session Close	Current Overnight
JAN 2012	427.3	0.00
MAR 2012	413.1	413.20
MAY 2012	410.5	410.80
JUL 2012	410	410.20
AUG 2012	404.2	403.60

CBOT Soybean Oil		
Month	Main Session Close	Current Overnight
JAN 2012	58.89	0.00
MAR 2012	58.87	59.14
MAY 2012	58.98	59.23
JUL 2012	58.96	59.20
AUG 2012	58.6	58.82



FarmProgress - Soybean prices came into Tuesday's session with moderate overnight losses but were able to pull slightly back into the green by the close, thanks to spillover strength from a broad range of other commodities. January futures added 2 cents to \$13.7675, with March futures up 0.75 cents to \$13.8550.

Soybean basis bids were mostly steady Tuesday but did show some variability today after tumbling 25 cents lower at an Iowa processor while firming as much as 13 cents at an Ohio elevator.

Private exporters announced to USDA the sale of 3.7 million bushels of soybeans for delivery to Mexico during the 2021/22 marketing year, which began September 1.

Brazil's Conab lowered its expectations for the country's 2021/22 soybean production, although other private consultancies have made sharper cuts in recent days. Conab's latest assessment is for 5.162 billion bushels, which is a 1.6% reduction from its December estimates. That would be a year-over-year increase of 2.3%, if realized.

Meantime, Brazil's Anec expects the country's soybean exports to reach 157 million bushels this month. Anec also estimates that Brazilian corn exports will reach 104.2 million bushels in January.

South African Futures Exchange

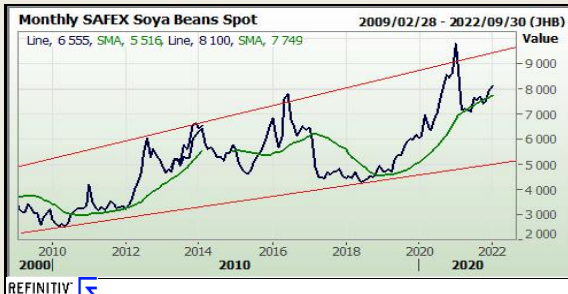
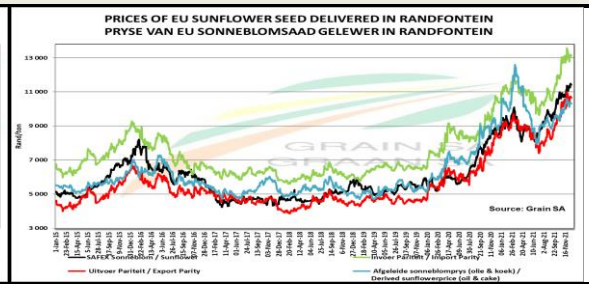
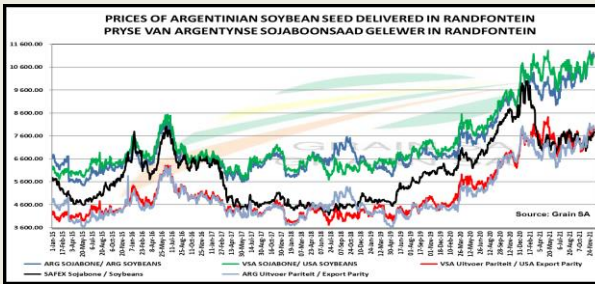
Soybean Future				
	MTM	Vols	Parity Change	Market Price
Dec 2021				
Mar 2022	R 8 060.00	20%	R -12.79	R 8 047.21
May 2022	R 7 965.00	23%	R -8.75	R 7 956.25
Jul 2022	R 8 068.00	24.5%	R -14.62	R 8 053.38
Sep 2022	R 8 185.00	0%		R 8 185.00
Dec 2022				
Dec 2022				

Sunflower Seeds Future			
	MTM	Vols	
Dec 2021			
Mar 2022	R 10 530.00	23%	
May 2022	R 9 419.00	21%	
Jul 2022	R 9 480.00	20%	
Sep 2022			
Dec 2022			
Dec 2022			



The local Soya market traded lower yesterday. The Mar'22 Soya contract ended R120.00 down and May'22 Soya closed R147.00 lower. The parity move for the Mar'22 Soya contract for yesterday was R20.00 negative.

The local Suns market closed lower yesterday. The Mar'22 Suns contract closed R220.00 down and May'22 Suns closed R214.00 lower.



DISCLAIMER: This report has been prepared by GroCapital Financial Services Pty Ltd, a wholly owned subsidiary of AFGRI Operations Limited is provided to you for information purposes only. GROCAPITAL AND AFGRI hereby certify that the views expressed in this report were obtained from sources which GROCAPITAL AND AFGRI consider to be reliable. GROCAPITAL AND AFGRI do not make any representations or give any guarantees or warranties, expressed or implied, as to the correctness, accuracy or completeness of the report. Neither GROCAPITAL AND AFGRI, nor any affiliate, nor any of their respective officers, directors, partners or employees, shall assume any liability for any losses arising from errors or omissions in the opinions, forecasts or information, irrespective of whether there has been any negligence by GroCapital and AFGRI, their affiliate, or their respective officers, directors, partners or employees, regardless of whether such damages were foreseen or unforeseen. The information contained in this report is confidential and may be subject to legal privilege. This report is not intended to should it be taken to create any legal relations or contractual relations.