



crop estimates committee oesskattingskomitee

From/Van: Mr Baldwin Netshifhefe
Tel: 012 319 8043/32 • **Fax/Faks:** 012 319 8031 • **E-mail/E-pos:** BaldwinN@dalrrd.gov.za

Web page/Webblad: www.dalrrd.gov.za/statistics and economic reports or
www.saqis.org.za/CEC: Crop Estimates EMBARGO: 14:30



agriculture, land reform
& rural development

Department:
Agriculture, Land Reform and Rural Development
REPUBLIC OF SOUTH AFRICA

26 May/Mei 2022

The area planted estimate and **fourth** production forecast for summer crops for 2022 is hereby released.
 Hiermee word die oppervlakte- en vierde produksieskatting vir somergewasse vir 2022 vrygestel.

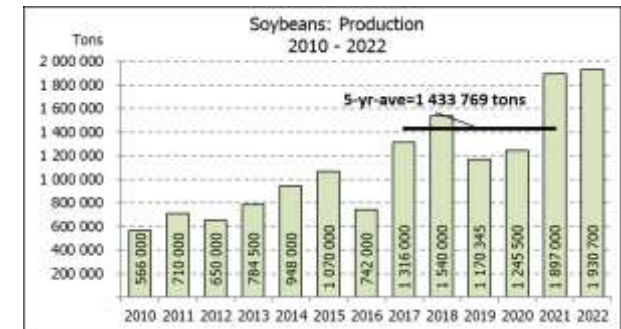
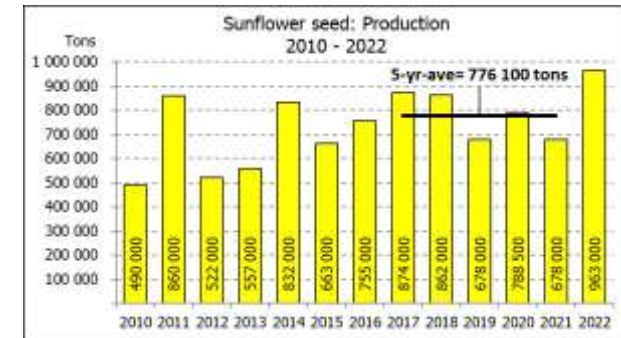
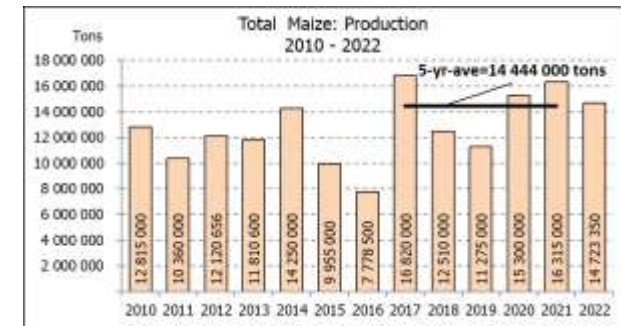
SUMMER CROPS – AREA PLANTED AND FOURTH PRODUCTION FORECAST: 2022

SOMERGEWASSE – OPPERVLAKTE- EN VIERDE PRODUKSIESKATTING: 2022

| CROP/GEWAS | Area planted/ Opp beplant 2022 Ha (A) | 4 th forecast/ 4 ^{de} skatting 2022 Tons (B) | 3 rd forecast/ 3 ^{de} skatting 2022 Tons (C) | Area planted/ Opp beplant 2021 Ha (D) | Final crop/ Finale oes 2021 Tons (E) | Change/ Verandering/ % (B) ÷ (C) |
|---|--|---|--|---|--|---|
| Commercial/Kommersiële: | | | | | | |
| White maize/Witmielies | 1 575 000 | 7 553 050 | 7 553 050 | 1 691 900 | 8 600 000 | - |
| Yellow maize/Geelmielies | 1 048 000 | 7 170 300 | 7 170 300 | 1 063 500 | 7 715 000 | - |
| Total Maize/Totale Mielies | 2 623 000 | 14 723 350 | 14 723 350 | 2 755 400 | 16 315 000 | - |
| Sunflower seed/Sonneblomsaad | 670 700 | 963 000 | 963 000 | 477 800 | 678 000 | - |
| Soybeans/Sojabone | 925 300 | 1 930 700 | 1 885 850 | 827 100 | 1 897 000 | +2,38 |
| Groundnuts/Grondbone | 43 400 | 70 400 | 70 400 | 38 550 | 64 300 | - |
| Sorghum | 37 200 | 137 220 | 137 220 | 49 200 | 215 000 | - |
| Dry beans/Droëbone | 42 900 | 55 995 | 55 995 | 47 390 | 57 672 | - |
| Non-Commercial Maize/Nie-Kommersiële Mielies | | | | | | |
| Total Maize/Totale Mielies | 378 800 | 667 000 | 656 225 | 362 900 | 636 440 | +1,64 |
| Maize/Mielies: Commercial/Kommersiël + Non-Commercial/Nie-Kommersiël | | | | | | |
| Total Maize RSA/Totaal Mielies RSA | 3 001 800 | 15 390 350 | 15 379 575 | 3 118 300 | 16 951 440 | +0,07 |

Note: Estimate is for calendar year, e.g. production season 2021/22 = 2022

Nota: Skatting is vir kalenderjaar, bv. produksie-seisoen 2021/22 = 2022



WHITE AND YELLOW MAIZE – AREA PLANTED AND FOURTH PRODUCTION FORECAST: 2022

WIT- EN GEELMIELIES – OPPERVLAKTE EN VIERDE PRODUKSIESKATTING: 2022

| Provinsie/ Province | Area planted/ Oppervlakte beplant 2022 | | | 4 th forecast/ 4 ^{de} skatting 2022 | | | Area planted/ Oppervlakte beplant 2021 | | | Final crop/ Finale oes 2021 | | |
|--------------------------|--|-----------------------|------------------------|---|-------------------------|--------------------------|--|-----------------------|------------------------|-----------------------------------|-------------------------|--------------------------|
| | White/ Wit Ha | Yellow/ Geel Ha | Total/ Totaal Ha | White/ Wit Tons | Yellow/ Geel Tons | Total/ Totaal Tons | White/ Wit Ha | Yellow/ Geel Ha | Total/ Totaal Ha | White/ Wit Tons | Yellow/ Geel Tons | Total/ Totaal Tons |
| Western Cape/Wes-Kaap | 500 | 3 500 | 4 000 | 4 750 | 32 900 | 37 650 | 500 | 3 500 | 4 000 | 4 800 | 33 300 | 38 100 |
| Northern Cape/Noord-Kaap | 3 000 | 42 000 | 45 000 | 36 000 | 651 000 | 687 000 | 3 400 | 41 000 | 44 400 | 40 300 | 627 300 | 667 600 |
| Free State/Vrystaat | 826 500 | 398 000 | 1 224 500 | 3 719 250 | 2 467 600 | 6 186 850 | 907 500 | 420 000 | 1 327 500 | 4 492 000 | 2 542 000 | 7 034 000 |
| Eastern Cape/Oos-Kaap | 6 000 | 20 500 | 26 500 | 39 000 | 147 600 | 186 600 | 6 000 | 18 000 | 24 000 | 39 000 | 133 200 | 172 200 |
| KwaZulu-Natal | 52 000 | 59 000 | 111 000 | 312 000 | 460 200 | 772 200 | 50 000 | 55 000 | 105 000 | 310 000 | 451 000 | 761 000 |
| Mpumalanga | 165 000 | 350 000 | 515 000 | 1 056 000 | 2 327 500 | 3 383 500 | 165 000 | 360 000 | 525 000 | 1 100 500 | 2 820 000 | 3 920 500 |
| Limpopo | 15 500 | 25 000 | 40 500 | 100 750 | 202 500 | 303 250 | 16 500 | 21 000 | 37 500 | 112 200 | 172 200 | 284 400 |
| Gauteng | 56 500 | 56 000 | 112 500 | 350 300 | 364 000 | 714 300 | 58 000 | 50 000 | 108 000 | 371 200 | 380 000 | 751 200 |
| North West/Noordwes | 450 000 | 94 000 | 544 000 | 1 935 000 | 517 000 | 2 452 000 | 485 000 | 95 000 | 580 000 | 2 130 000 | 556 000 | 2 686 000 |
| Total/Totaal | 1 575 000 | 1 048 000 | 2 623 000 | 7 553 050 | 7 170 300 | 14 723 350 | 1 691 900 | 1 063 500 | 2 755 400 | 8 600 000 | 7 715 000 | 16 315 000 |

SUNFLOWER SEED – AREA PLANTED AND FOURTH PRODUCTION FORECAST: 2022

SONNEBLMSAAD – OPPERVLAKTE EN VIERDE PRODUKSIESKATTING: 2022

| Province/ Provinsie | Area planted/ Opp beplant Ha 2022 | 4 th forecast/ 4 ^{de} skatting Tons 2022 | Area planted/ Opp beplant Ha 2021 | Final crop/ Finale oes Tons 2021 |
|--------------------------|--|---|--|---|
| Western Cape/Wes-Kaap | - | - | - | - |
| Northern Cape/Noord-Kaap | 2 500 | 6 250 | 1 100 | 1 320 |
| Free State/Vrystaat | 357 000 | 535 500 | 235 000 | 352 500 |
| Eastern Cape/Oos-Kaap | 300 | 750 | 300 | 450 |
| KwaZulu-Natal | - | - | - | - |
| Mpumalanga | 3 500 | 5 250 | 3 500 | 5 250 |
| Limpopo | 110 000 | 110 000 | 76 500 | 76 500 |
| Gauteng | 2 400 | 3 000 | 4 400 | 5 720 |
| North West/Noordwes | 195 000 | 302 250 | 157 000 | 236 260 |
| Total/Totaal | 670 700 | 963 000 | 477 800 | 678 000 |

SOYBEANS – AREA PLANTED AND FOURTH PRODUCTION FORECAST: 2022

SOJABONE – OPPERVLAKTE EN VIERDE PRODUKSIESKATTING: 2022

| Province/ Provinsie | Area planted/ Opp beplant Ha 2022 | 4 th forecast/ 4 ^{de} skatting Tons 2022 | Area planted/ Opp beplant Ha 2021 | Final crop/ Finale oes Tons 2021 |
|--------------------------|--|---|--|---|
| Western Cape/Wes-Kaap | - | - | - | - |
| Northern Cape/Noord-Kaap | 800 | 3 000 | 1 000 | 3 500 |
| Free State/Vrystaat | 415 000 | 809 250 | 365 000 | 766 500 |
| Eastern Cape/Oos-Kaap | 3 000 | 9 000 | 3 100 | 9 300 |
| KwaZulu-Natal | 39 000 | 138 450 | 36 000 | 129 600 |
| Mpumalanga | 300 000 | 585 000 | 290 000 | 644 550 |
| Limpopo | 22 500 | 76 500 | 20 500 | 71 750 |
| Gauteng | 45 000 | 94 500 | 42 000 | 105 000 |
| North West/Noordwes | 100 000 | 215 000 | 69 500 | 166 800 |
| Total/Totaal | 925 300 | 1 930 700 | 827 100 | 1 897 000 |

GROUNDNUTS – AREA PLANTED AND FOURTH PRODUCTION FORECAST: 2022**GRONDBONE – OPPERVLAKTE EN VIERDE PRODUKSIESKATTING: 2022**

| Province/ Provinsie | Area planted/ Opp beplant Ha 2022 | 4 th forecast/ 4 ^{de} skatting Tons 2022 | Area planted/ Opp beplant Ha 2021 | Final crop/ Finale oes Tons 2021 |
|--------------------------|--|---|--|---|
| Western Cape/Wes-Kaap | - | - | - | - |
| Northern Cape/Noord-Kaap | 2 400 | 7 200 | 1 500 | 3 900 |
| Free State/Vrystaat | 19 000 | 30 400 | 16 000 | 26 450 |
| Eastern Cape/Oos-Kaap | - | - | - | - |
| KwaZulu-Natal | - | - | 50 | 50 |
| Mpumalanga | - | - | - | - |
| Limpopo | 2 000 | 5 800 | 3 000 | 6 900 |
| Gauteng | - | - | - | - |
| North West/Noordwes | 20 000 | 27 000 | 18 000 | 27 000 |
| Total/Totaal | 43 400 | 70 400 | 38 550 | 64 300 |

SORGHUM – AREA PLANTED AND FOURTH PRODUCTION FORECAST: 2022**SORGHUM – OPPERVLAKTE EN VIERDE PRODUKSIESKATTING: 2022**

| Province/ Provinsie | Area planted/ Opp beplant Ha 2022 | 4 th forecast/ 4 ^{de} skatting Tons 2022 | Area planted/ Opp beplant Ha 2021 | Final crop/ Finale oes Tons 2021 |
|--------------------------|--|---|--|---|
| Western Cape/Wes-Kaap | - | - | - | - |
| Northern Cape/Noord-Kaap | - | - | - | - |
| Free State/Vrystaat | 7 800 | 28 080 | 10 500 | 45 675 |
| Eastern Cape/Oos-Kaap | - | - | - | - |
| KwaZulu-Natal | 200 | 840 | 500 | 2 300 |
| Mpumalanga | 9 000 | 45 000 | 9 400 | 57 325 |
| Limpopo | 15 000 | 45 000 | 17 000 | 61 200 |
| Gauteng | 200 | 800 | 300 | 1 350 |
| North West/Noordwes | 5 000 | 17 500 | 11 500 | 47 150 |
| Total/Totaal | 37 200 | 137 220 | 49 200 | 215 000 |

DRY BEANS – AREA PLANTED AND FOURTH PRODUCTION FORECAST: 2022**DROëBONE – OPPERVLAKTE EN VIERDE PRODUKSIESKATTING: 2022**

| Province/ Provinsie | Area planted/ Opp beplant Ha 2022 | 4 th forecast/ 4 ^{de} skatting Tons 2022 | Area planted/ Opp beplant Ha 2021 | Final crop/ Finale oes Tons 2021 |
|--------------------------|--|---|--|---|
| Western Cape/Wes-Kaap | 100 | 150 | 100 | 150 |
| Northern Cape/Noord-Kaap | 600 | 1 200 | 350 | 700 |
| Free State/Vrystaat | 15 500 | 14 725 | 22 000 | 16 500 |
| Eastern Cape/Oos-Kaap | 200 | 300 | 200 | 300 |
| KwaZulu-Natal | 2 300 | 2 760 | 3 000 | 3 900 |
| Mpumalanga | 6 000 | 7 200 | 6 500 | 9 750 |
| Limpopo | 10 400 | 19 760 | 8 000 | 16 000 |
| Gauteng | 800 | 800 | 840 | 1 092 |
| North West/Noordwes | 7 000 | 9 100 | 6 400 | 9 280 |
| Total/Totaal | 42 900 | 55 995 | 47 390 | 57 672 |

CONFIDENTIALITY ISSUES that CEC members are committed to adhere to on the day of the meeting

- Personal items such as laptops, handbags, cell phones, etc. are not allowed in the venue during the meeting
- No member is allowed to leave the meeting before 12:00 in order to prevent disclosure of the information
- The embargo time for the release of crop estimates information is 14:30
- No member is allowed to discuss crop estimates information with anyone other than a member of the Committee before the embargo time
- Only the Chairperson, or a member appointed by the Chairperson, may release the figures to the media
- Members must regard the detail of any information that was collected for and/or discussed during the meeting, as confidential
- Individual information received for crop estimate purposes is treated strictly confidential, and is not divulged for any other purposes

**AREA ESTIMATE AND FOURTH PRODUCTION FORECAST OF SUMMER CROPS (2022 PRODUCTION SEASON)/
OPPERVLAKTE- EN VIERDE PRODUKSIESKATTING VIR SOMERGEWASSE (2022 PRODUKSIE-SEISOEN)
26 MAY/MEI 2022**

Summer field crops – 2022

Commercial maize: The size of the expected commercial maize crop remained unchanged at 14,723 mill. tons. The area estimate for maize is 2,623 mill. ha, while the expected yield is 5,61 t/ha.

The estimated maize crop is 10% smaller than the 2021 crop. The three main maize producing areas, namely the Free State, Mpumalanga and North West provinces are expected to produce 82% of the 2022 crop.

The area estimate for white maize is 1,575 mill. ha and for yellow maize the area estimate is 1,048 mill. ha.

The production forecast of white maize remained unchanged at 7,553 mill. tons. The yield for white maize is 4,80 t/ha. In the case of yellow maize the production forecast remained unchanged at 7,170 mill. tons. The yield for yellow maize is 6,84 t/ha.

Sunflower seed: The production forecast for sunflower seed remained unchanged at 963 000 tons. The area estimate for sunflower seed is 670 700 ha, while the expected yield is 1,44 t/ha.

Other crops: The production forecast for **soybeans** has been set at 1,931 mill. tons, which is 2,38% or 44 850 tons more than the previous forecast of 1,886 mill. tons. The estimated area planted to soybeans is 925 300 ha and the expected yield is 2,09 t/ha.

The expected **groundnut** crop remained unchanged at 70 400 tons. For groundnuts, the area estimate is 43 400 ha, with an expected yield of 1,62 t/ha.

The production forecast for **sorghum** remained unchanged at 137 220 tons. The area estimate for sorghum is 37 200 ha and the expected yield is 3,69 t/ha.

In the case of **dry beans**, the production forecast remained unchanged at 55 995 tons. The area estimate of dry beans is 42 900 ha, with an expected yield of 1,31 t/ha.

Please note that the fifth production forecast for summer field crops for 2022 will be released on 28 June 2022.

Somergewasse – 2022

Kommerciële mielies: Die grootte van die verwagte kommersiële mielie-oes is onveranderd gelaat op 14,723 milj. ton. Die skatting van die oppervlakte onder mielies is 2,623 milj. ha, terwyl die verwagte opbrengs 5,61 t/ha is.

Die geskatte mielie-oes is 10% kleiner as die 2021-oes. Die drie belangrikste mielieproduserende gebiede, nl. die Vrystaat, Mpumalanga en Noordwes provinsies, gaan na verwagting 82% van die 2022-oes produseer.

Die oppervlak onder witmielies is 1,575 milj. ha en vir geelmielies is die oppervlak 1,048 milj. ha.

Die produksieskatting van witmielies is onveranderd gelaat op 7,553 milj. ton. Die opbrengs van witmielies is 4,80 t/ha. In die geval van geelmielies is die produksieskatting onveranderd gelaat op 7,170 milj. ton. Die opbrengs van geelmielies is 6,84 t/ha.

Sonneblomsaad: Die produksieskatting vir sonneblomsaad is onveranderd gelaat op 963 000 ton. Die oppervlakeskatting vir sonneblomsaad is 670 700 ha, terwyl die verwagte opbrengs 1,44 t/ha is.

Ander gewasse: Die produksieskatting van **sojabone** is 1,931 milj. ton, wat 2,38% of 44 850 ton meer is as die vorige skatting van 1,886 milj. ton. Die geskatte oppervlakte beplant van sojabone is 925 300 ha en die verwagte opbrengs is 2,09 t/ha.

Die verwagte **grondbone**-oes is onveranderd gelaat op 70 400 ton. Vir grondbone is die oppervlakeskatting 43 400 ha, terwyl the verwagte opbrengs 1,62 t/ha is.

Die produksieskatting van **sorghum** is onveranderd gelaat op 137 220 ton. Die oppervlakeskatting vir sorghum is 37 200 ha, en die verwagte opbrengs is 3,69 t/ha.

In die geval van **droëbone** is die produksieskatting onveranderd gelaat op 55 995 ton. Die oppervlakte beplant met droëbone is 42 900 ha, en die verwagte opbrengs is 1,31 t/ha.

Neem asseblief kennis dat die vyfde produksieskatting vir somergewasse vir 2022, op 28 Junie 2022 vrygestel sal word.

The non-commercial agricultural sectors' production estimate for maize for 2022 is hereby released. / Hiermee word die nie-kommersiële landbou-sektor se produksieskatting vir mielies vir 2022 vrygestel.

NON-COMMERCIAL MAIZE – AREA PLANTED AND PRODUCTION ESTIMATE: 2022

NIE-KOMMERSIËLE MIELIES – OPPERVLAKTE- EN PRODUKSIESKATTING: 2022

| CROP/GEWAS | Area planted/ Opp beplant 2022 Ha (A) | Production/ Produksie 2022 Tons (B) | Area planted/ Opp beplant 2021 Ha (C) | Final crop/ Finale oes 2021 Tons (D) | Change/ Verandering % (B) ÷ (D) |
|---|---|---|---|--|--|
| Non-commercial agriculture/Nie-kommersiële landbou: | | | | | |
| White maize/Witmielies | 296 950 | 482 000 | 276 100 | 445 335 | +8,23 |
| Yellow maize/Geelmielies | 81 850 | 185 000 | 86 800 | 191 105 | -3,19 |
| Maize/Mielies | 378 800 | 667 000 | 362 900 | 636 440 | +4,80 |

The area planted to maize in the non-commercial agricultural sector is estimated at 378 800 ha, which represents an increase of 4,38%, compared to the 362 900 ha of the previous season. The expected maize crop for this sector is 667 000 tons, which is 4,80% more than the 636 440 tons of last season. It is important to note that about 47% of the maize produced in the non-commercial sector, is planted in the Eastern Cape, followed by KwaZulu-Natal with 22%.

Die oppervlakte beplant met mielies in die nie-kommersiële landbou-sektor word geskat op 378 800 ha, wat 'n toename van 4,38% verteenwoordig in vergelyking met die 362 900 ha van die vorige seisoen. Die verwagte mielie-oes van dié sektor is 667 000 ton, wat 4,80% meer is as die 636 440 ton van die vorige seisoen. Dit is belangrik om daarop te let dat ongeveer 47% van die mielies wat geproduseer word in die nie-kommersiële sektor, in die Oos-Kaap geplant word, gevolg deur KwaZulu-Natal met 22%.

